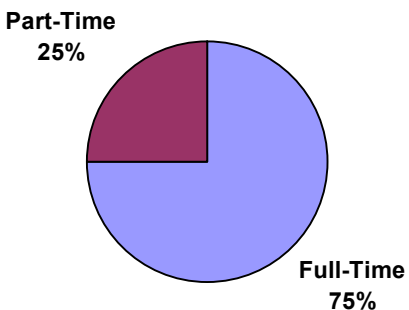


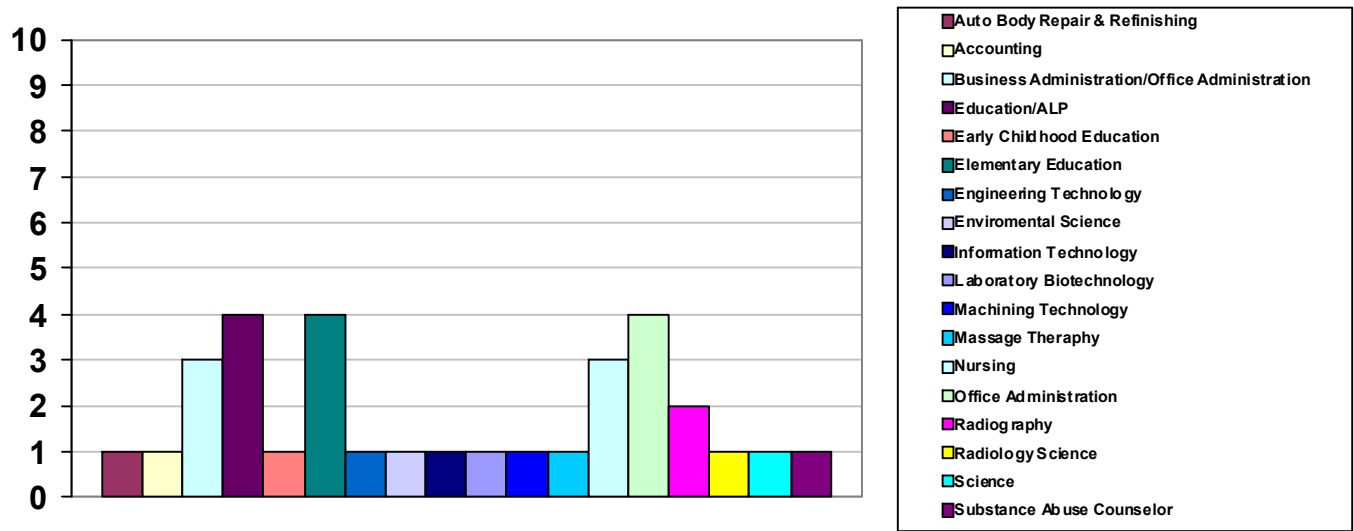


# NORTHERN NEW MEXICO COLLEGE 2009 GRADUATE SATISFACTION SURVEY - RESULTS

## Enrollment status at Northern New Mexico College:



## Program of Study :



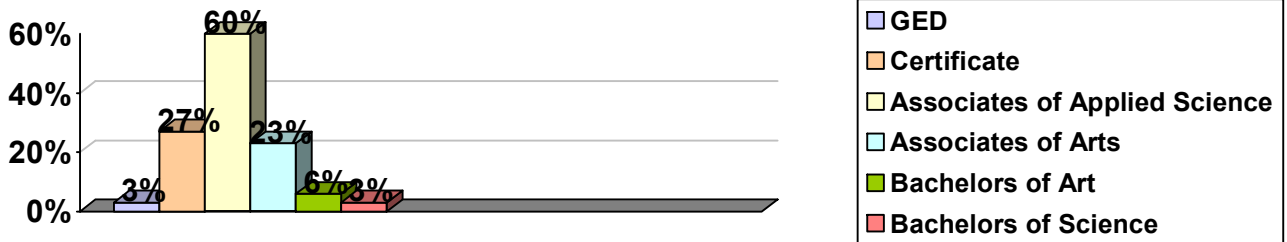
## Number of courses taken:

<b>N = 35</b>	
Off-site	30%
El Rito Campus	33%
Distance Ed	17%
Espanola Campus	97%

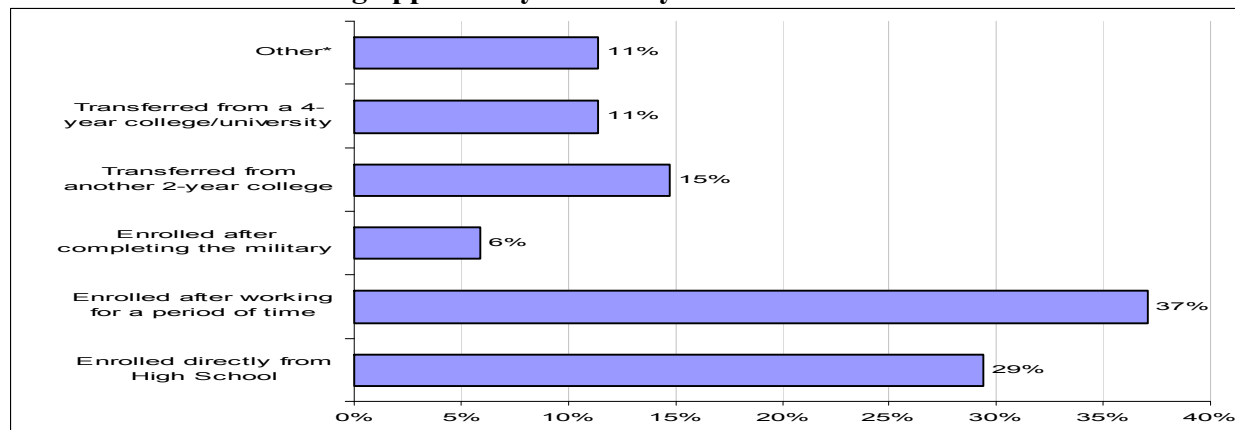


# NORTHERN NEW MEXICO COLLEGE 2009 GRADUATE SATISFACTION SURVEY - RESULTS

## Degree(s) received at Northern New Mexico College:



## 1. Which of the following applied to you when you first enrolled at NNMC?



\*Other: No comment given (2) Alternative License (1) Tired of dead end jobs (1)

## 2. Please indicate your reasons for attending NNMC.

Major Reason	Minor Reason	Not a Reason	
88.2%	8.8%	2.9%	Location close to home
78.1%	12.1%	9.1%	Offered courses that interested me
80.0%	14.3%	5.7%	Offered a Program of Study that I was interested in
84.8%	9.1%	6.1%	Affordable cost of attending
69.7%	24.2%	6.1%	Able to work while attending NNMC
38.2%	41.2%	20.67%	Course schedules did not conflict with work
56.3%	12.5%	31.3%	Availability of scholarship or financial aid
36.4%	27.3%	36.4%	Student/teacher ratio
12.5%	34.4%	56.3%	Recommended by parents or relatives
6.3%	18.8%	75.0%	Recommended by high school counselor, teacher, principal, etc.
3.2%	16.1%	80.6%	My friends were attending NNMC
0%	0%	0%	Other: LANL Machinist Apprentices Program, Program (1) Get an Education for personal enrichment and Work demand. (4)



**NORTHERN NEW MEXICO COLLEGE**  
**2009 GRADUATE SATISFACTION SURVEY - RESULTS**

**3. How did you find out about NNMC**

Major Reason	Minor Reason	Not a Reason	
21.2%	12.5%	<b>66.7%</b>	Recruiter visit to your High School or place of work
6.3%	12.5%	<b>81.3%</b>	Newspaper Advertisement
3.1%	9.4%	<b>87.5%</b>	Direct Mail Recruitment
12.1%	33.3%	<b>54.5%</b>	Parents Encouragement
21.9%	25.0%	<b>53.1%</b>	Friend's Encouragement
12.5%	15.6%	<b>71.9%</b>	Teacher Encouragement
6.3%	3.1%	<b>90.6%</b>	Radio Advertisement
0%	6.3%	<b>93.8%</b>	TV Advertisement
			<i>Other: NNMPED Website, LANL Machinist Apprentice Program, Had started since the early 90s, Personal research, Heard about the program from other teachers, Close to home (2),</i>

**4.**

	Definitely Yes	Probably Yes	Uncertain	Probably No	Definitely No
If you could start school over, would you select to attend NNMC?	<b>41.2%</b>	<b>41.2%</b>	5.9%	5.9%	5.9%
Are you satisfied with the program of study you pursued?	<b>58.8%</b>	29.4%	5.9%	2.9%	2.9%
Do you feel your program of study prepared you with the proper skills to qualify you for your employment and/or position?	<b>41.2%</b>	<b>41.2%</b>	14.7%	0.0%	2.9%

**5. Provide your level of satisfaction with the following instructional aspects of Northern**

	Very Satisfied	Satisfied	Dissatisfied	Very Dissatisfied	No opinion
Instructional approaches applied in the classroom	22.9%	<b>77.1%</b>	0.0%	0%	0%
Meeting the needs of physically challenged individuals	20.6%	35.3%	5.9%	0%	<b>38.2%</b>
Course offerings	17.1%	<b>60.0%</b>	17.1%	2.9%	2.9%
Testing/Grading System	20.0%	<b>68.6%</b>	5.7%	0%	5.7%
Quality of Instruction	31.4%	<b>62.9%</b>	0.0%	2.9%	2.9%
Quality of Course Content	31.4%	<b>62.9%</b>	2.9%	0%	2.9%
Availability of your faculty	28.6%	<b>62.9%</b>	5.7%	2.9%	0%
Attitude of the faculty	34.3%	<b>48.6%</b>	11.4%	2.9%	2.9%
Preparation received for your future career	28.6%	<b>48.6%</b>	8.6%	5.7%	8.6%
Availability of academic advisors	20.0%	<b>42.9%</b>	11.4%	8.6%	17.1%



## NORTHERN NEW MEXICO COLLEGE 2009 GRADUATE SATISFACTION SURVEY - RESULTS

	Very Satisfied	Satisfied	Dissatisfied	Very Dissatisfied	No opinion
Availability of the courses	15.2%	<b>66.7%</b>	9.1%	6.1%	3.0%
Sufficient facilities for classrooms & labs	14.3%	<b>68.6%</b>	5.7%	5.7%	5.7%
Sufficient technological facilities	8.6%	<b>65.7%</b>	8.6%	5.7%	11.4%

### 6. Provide your level of satisfaction with the Student Services offered by NNMC

	Very Satisfied	Satisfied	Dissatisfied	Very Dissatisfied	No opinion
Library services and materials	26.5%	<b>58.8%</b>	0%	2.9%	11.8%
Registration procedures	22.6%	<b>64.5%</b>	6.5%	3.2%	3.2%
Admissions Services	31.3%	<b>50.0%</b>	12.5%	6.3%	0%
Availability of Tutors	14.7%	<b>38.2%</b>	11.8%	0%	35.3%
Advisement Services	17.6%	<b>38.2%</b>	23.5%	2.9%	17.6%
Campus Computer Labs	26.5%	<b>44.1%</b>	20.6%	0%	8.8%
Financial Aid and Related Services	32.4%	<b>38.2%</b>	2.9%	2.9%	23.5%
Placement Services (Career/job fairs, resume & interviewing techniques)	2.9%	<b>41.2%</b>	14.7%	2.9%	38.2%
Payment of tuition & fees	29.4%	<b>50.0%</b>	2.9%	2.9%	14.7%
Placement Testing (TABE)	2.9%	26.5%	8.8%	0%	<b>61.8%</b>
Childcare Development Center	9.1%	9.1%	0%	3.0%	<b>78.8%</b>
Bookstore Services (supplies/materials)	18.2%	<b>60.6%</b>	9.1%	3.0%	9.1%
Food Services	24.2%	27.3%	12.1%	3.0%	<b>33.3%</b>
Safety and Security of campus	26.5%	<b>52.9%</b>	0%	0%	20.6%

### 7. Provide your level of satisfaction with your academic advisor.

	Very Satisfied	Satisfied	Dissatisfied	Very Dissatisfied	No opinion
Availability	21.2%	<b>51.5%</b>	18.2%	3.0%	6.2%
Provided accurate information regarding prerequisites & requirements	24.2%	<b>45.5%</b>	18.2%	3.0%	9.1%
Awareness of academic changes	<b>30.3%</b>	<b>30.3%</b>	18.2%	9.1%	12.1%
Encouragement to complete program of study	<b>36.4%</b>	30.3%	15.2%	0%	18.2%
Knowledge of the labor market needs in my field of study	30.3%	<b>33.3%</b>	15.2%	6.1%	15.2%
Referrals to campus resources that provide assistance	27.3%	<b>33.3%</b>	15.2%	3.0%	21.2%
Provided appropriate information regarding school policy (e.g. withdrawals, registration, and academic status.)	<b>30.3%</b>	27.3%	18.2%	3.0%	21.2%

### 8. Provide your level of satisfaction with general education courses in the following areas.

	Very Satisfied	Satisfied	Dissatisfied	Very Dissatisfied	No opinion
Writing Skills	28.11%	<b>62.5%</b>	3.1%	0%	6.3%



**NORTHERN NEW MEXICO COLLEGE**  
**2009 GRADUATE SATISFACTION SURVEY - RESULTS**

Reading Skills	25.0%	<b>68.8%</b>	0%	0%	6.3%
Math Skills	25.0%	<b>62.5%</b>	3.1%	0%	9.4%
Computer Skills	28.1%	<b>62.5%</b>	0%	0%	9.4%
Verbal Skills	31.3%	<b>53.1%</b>	6.3%	0%	9.4%
Critical Thinking	25.0%	<b>59.4%</b>	0%	0%	15.6%

**9. Provide your level of satisfaction with the following aspects of your area of specialty?**

	Very Satisfied	Satisfied	Dissatisfied	Very Dissatisfied	No opinion
The theory involved	33.3%	<b>57.6%</b>	3.0%	0%	6.1%
The practical applications of theory	27.3%	<b>57.6%</b>	9.1%	0%	6.1%
Knowledge of applicable codes (e.g. electrical, building, etc.) or professional licenses/competencies	15.2%	<b>51.5%</b>	3.0%	0%	30.3%
The reasoning, problem solving, & critical thinking skills required	30.3%	<b>60.6%</b>	0%	0%	9.1%
The opportunity to work as a team member as well as independently	39.4%	<b>54.5%</b>	3.0%	0%	3.0%
The skills established for good work ethics in preparation for employment and/or position	33.3%	<b>48.5%</b>	9.1%	0%	9.1%
Planning & conducting research	30.3%	<b>57.6%</b>	3.0%	0%	9.1%
Planning & writing papers	24.2%	<b>57.6%</b>	6.1%	0%	12.1%
Composing & delivering presentations	27.3%	<b>60.6%</b>	3.0%	0%	9.1%
Using scientific methods	30.3%	<b>45.5%</b>	6.1%	0%	18.2%

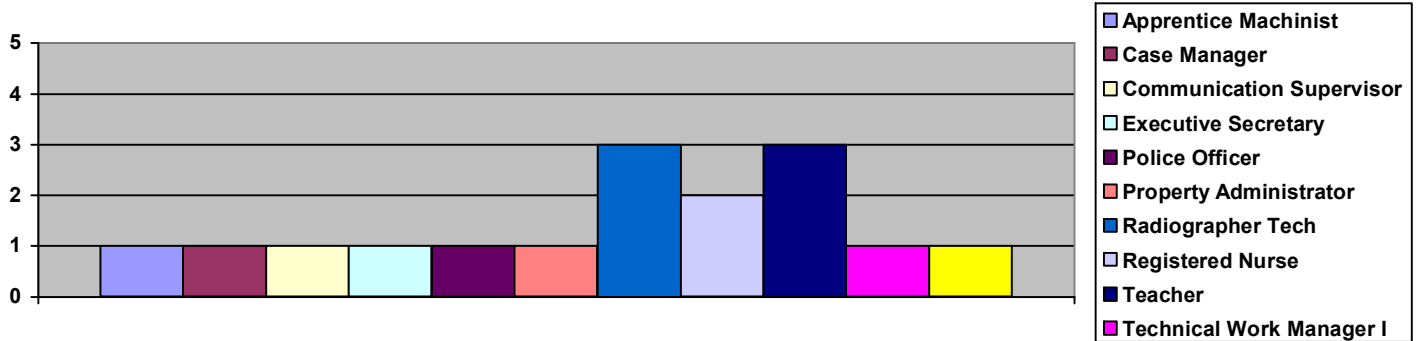
**10. Which of the following describes your post-graduate pursuit?**

Currently employed (Full-time or Part-time)	<b>54.5%</b>
Continuing my education at a 4-year university	6.1%
Seeking employment within New Mexico	21.2%
Seeking employment within the immediate area	6.1%
Other (cont. self-employment, continuing at NNMC, seeking employment in BA)	6.1%
Starting my own business (Self-employed)	3.0%
Continuing my education at another 2-year college	3.0%
Seeking employment out of state	0%

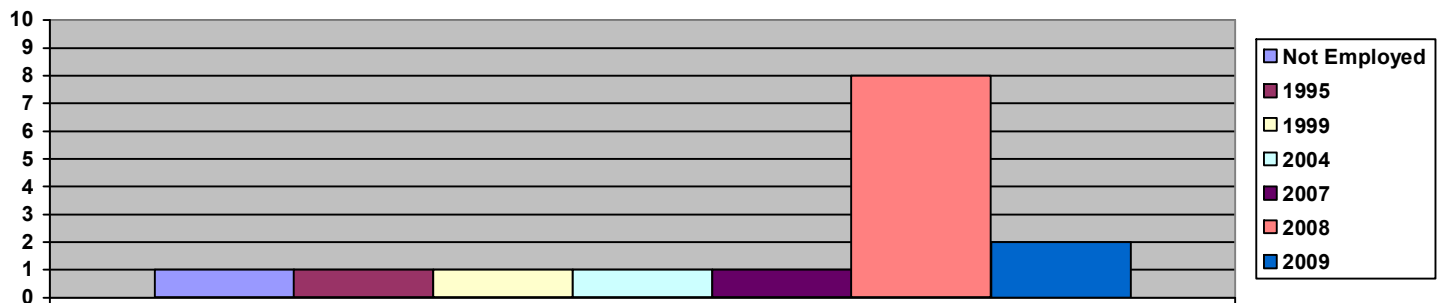


# NORTHERN NEW MEXICO COLLEGE 2009 GRADUATE SATISFACTION SURVEY - RESULTS

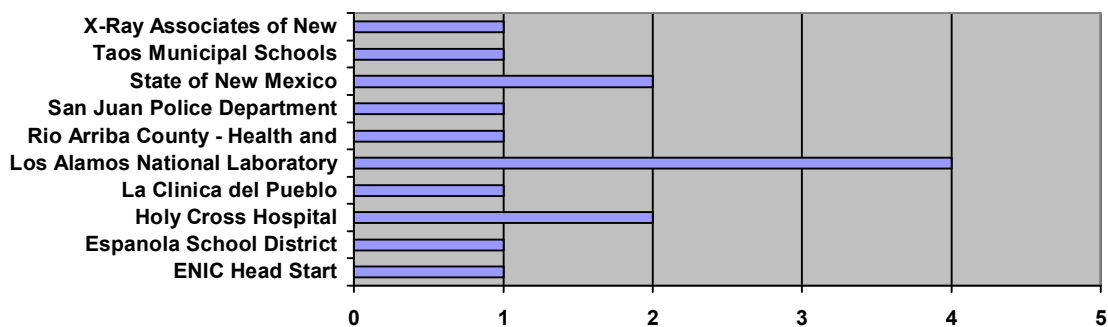
## Currently employed in a full-time position:



## Date employed:



## Name of employer:



Additional comments: **Available upon request**