

Northern NM College 2025 Survey of Graduating Students

Introduction:

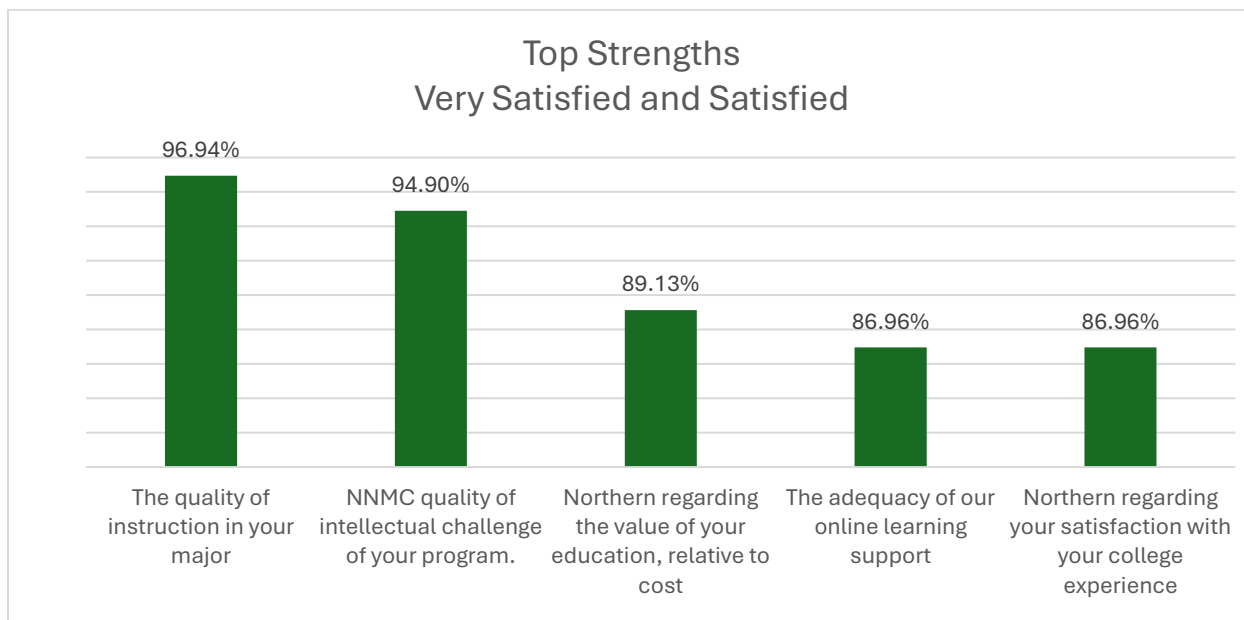
The Office of Institutional Research is pleased to present the 2025 Survey of Graduating Students. This survey aims to gather information about graduating students' satisfaction with their educational experience at Northern. NNMC adopted the survey when it joined the Council of University Presidents (CUP) in 2012. Previous year's surveys can be accessed on the NNMC IR website.

The survey was sent out two weeks before graduation day in spring 2025 to all 255 students graduating in the 2024-25 school year (Fall 2024, Spring 2025). Nine emails bounced back or had opted out. Out of the 246 remaining invitations, 98 students responded, resulting in a response rate of 39.8%.

Summary

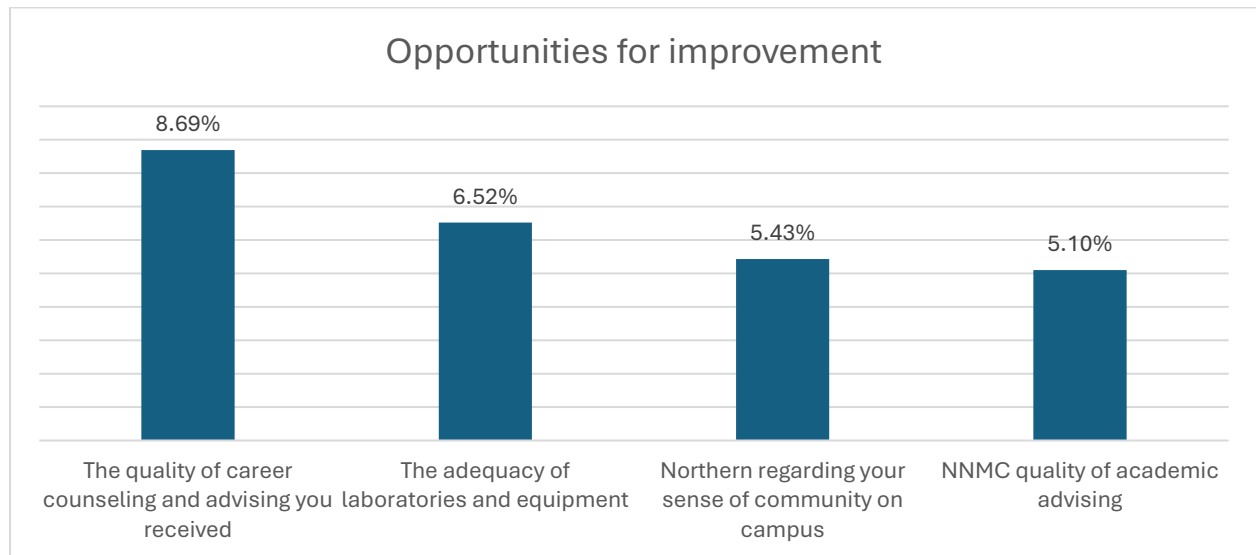
Below are the Strengths and Opportunities for Improvement based on the Very Satisfied/Satisfied and Very Dissatisfied/Dissatisfied response totals, respectively.

Graduates who completed the survey identified the top strengths as: The quality of instruction in your major (96.94% Satisfaction), Northern quality of intellectual challenge of your program (94.90% Satisfaction). Areas that are approaching 90% Satisfaction or better are: Northern regarding the value of your education, relative to cost (89.13% Satisfaction), the adequacy of our online learning support (86.96% Satisfaction), and Northern regarding your satisfaction with your college experience (86.96% Satisfaction).



Graduates who completed the survey identified the top opportunities for improvement as: The quality of career counseling advising you received (8.69% Dissatisfaction), the adequacy of

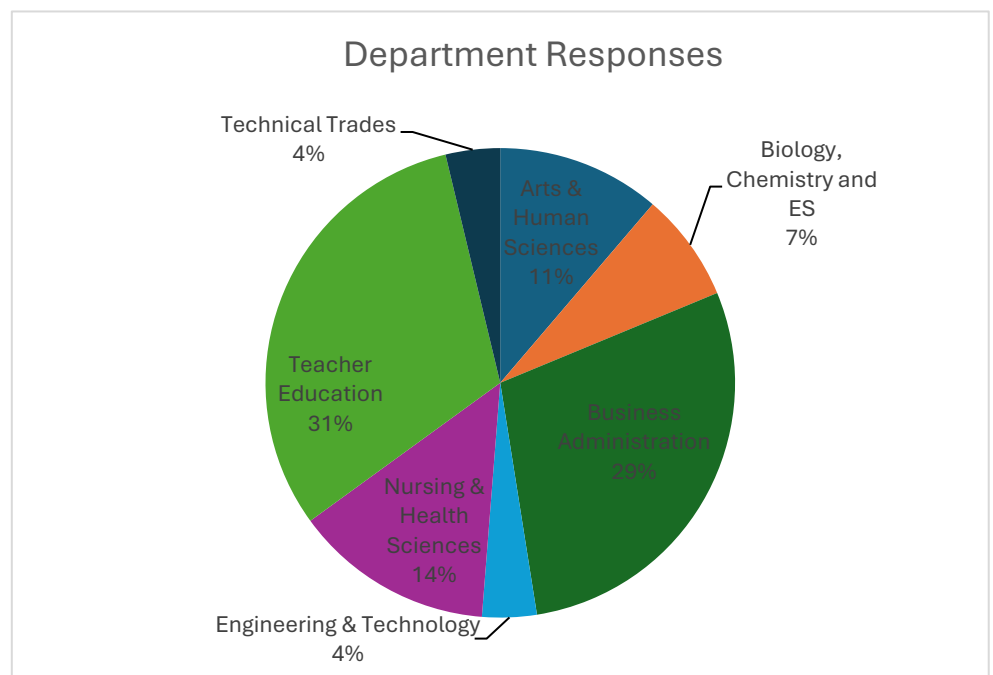
laboratories and equipment (6.52% Dissatisfaction), Northern regarding your sense of community on campus (5.43% Dissatisfaction), and NNMC quality of academic advising (5.10% Dissatisfaction)



Respondents

Of the 80 students who responded regarding their degree attainment, 36% received an associate degree, 39% received a bachelor's degree, and 19% received a Certificate (including Alternative Licensure). Additionally, 2.5% earned a Certificate/bachelor's degree, 2.5% earned a Certificate/associate degree, and 1% earned Associate/bachelor's degree.

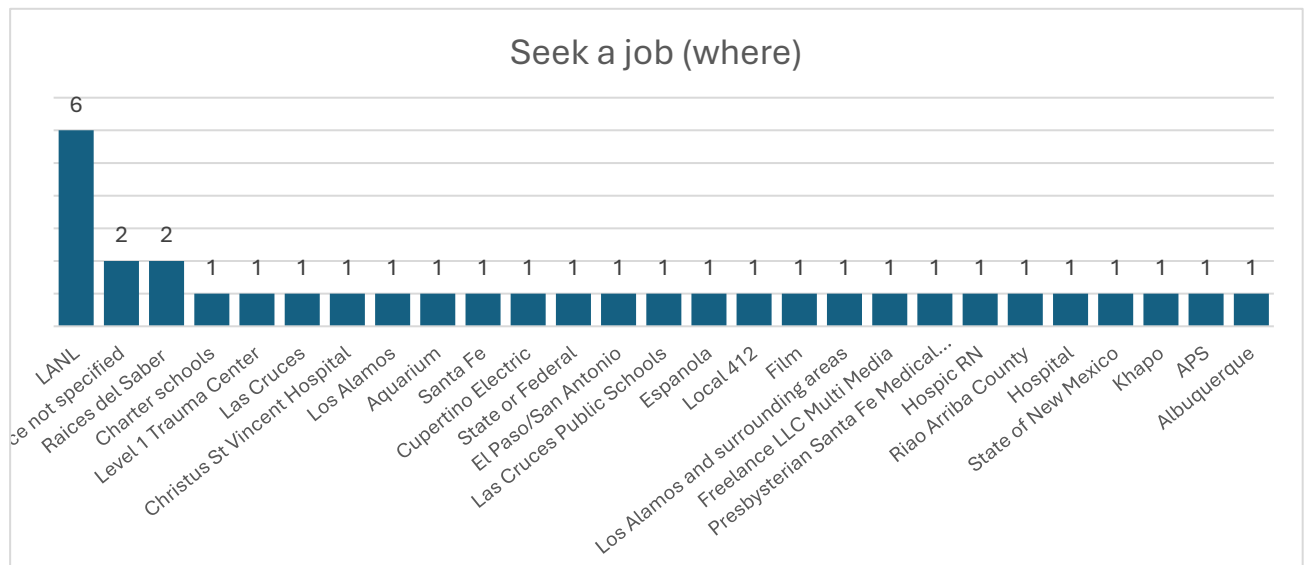
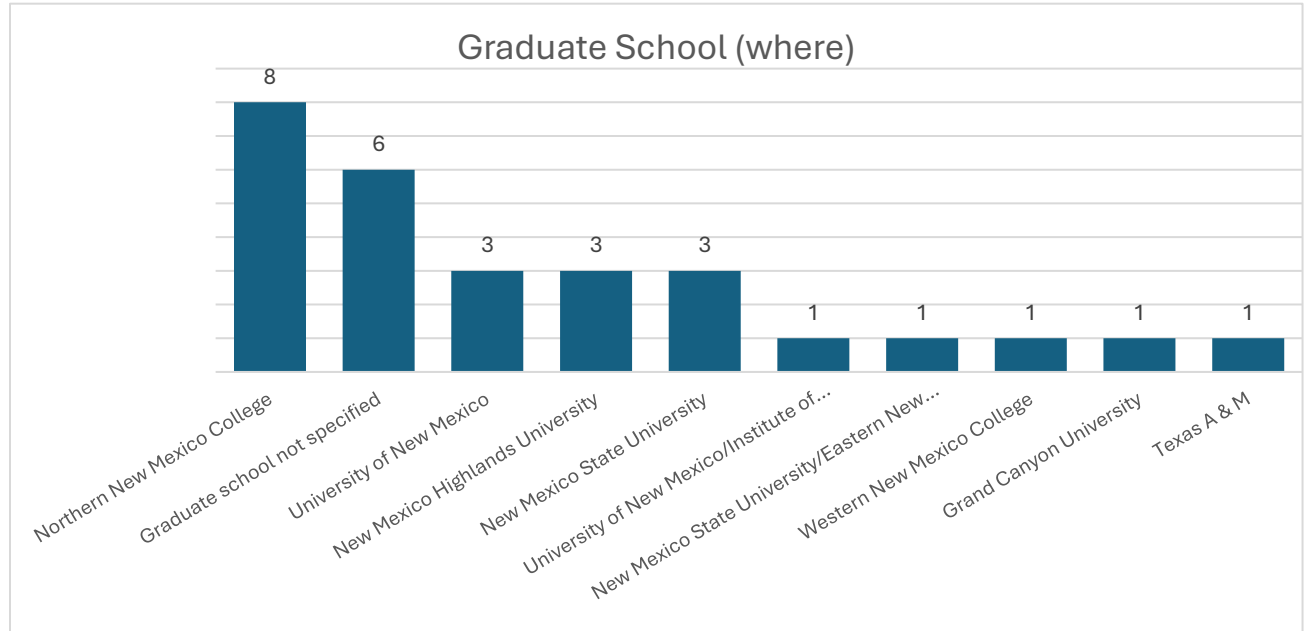
Responses were received from 7 out of the nine academic departments. More than half of the total responses came from the Business Administration and Teacher Education Departments.

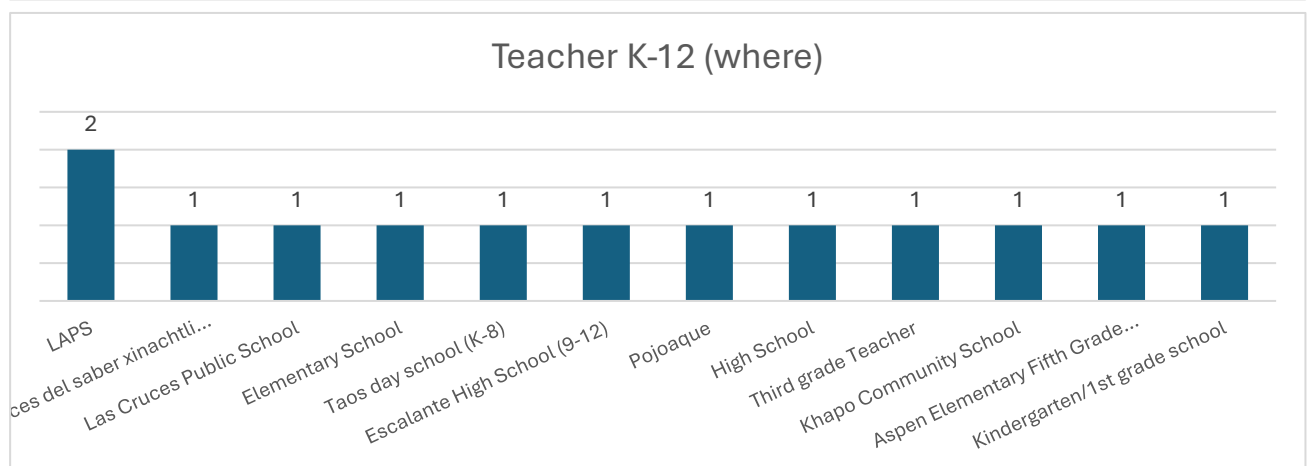
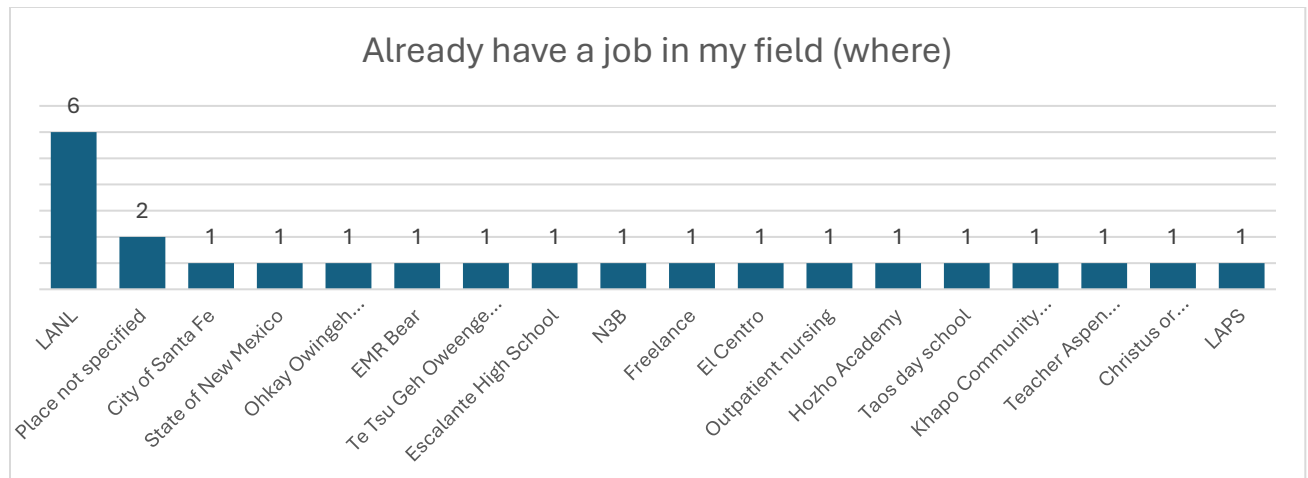


When asked “Yes or No”, respondents responded as follows:

- 95% of respondents said if they had to do it again, they would attend Northern
- 86% of respondents said if they had to do it again, they would choose the same major
- 91% of respondents said they will be staying in NM after graduation

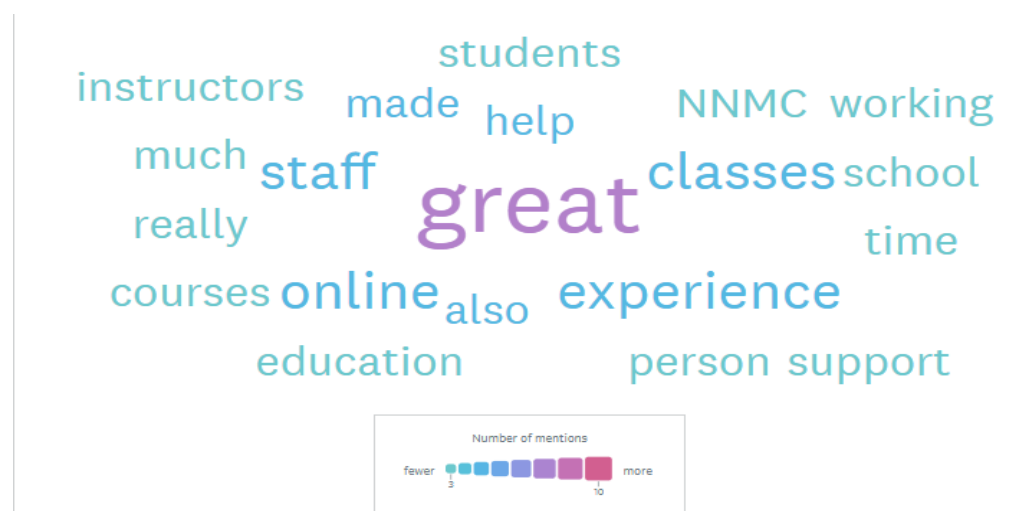
When asked “What’s next”, respondents responded as follows:



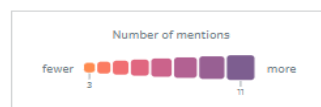


For a job in another field (where), there was one response who was looking for a position in grant writing and project management.

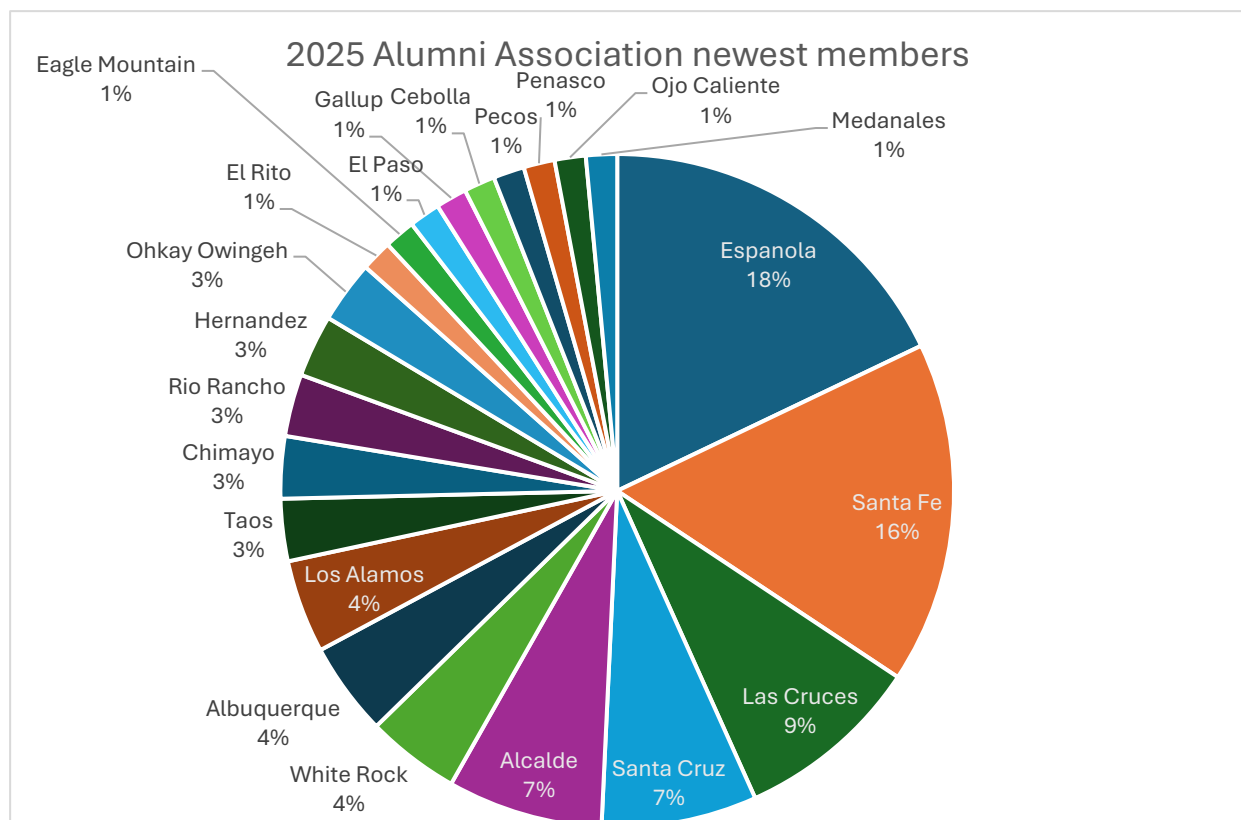
Below is word cloud of student responses to the following question: Please comment on any aspect of your collegiate experience that you felt was a particular strength or a particular weakness in the areas of curriculum, instruction, academic support or your overall experience.



Below is a word cloud of responses to the question: If you were able to make one significant change in the programs, services, or environment for students at this institution, what would it be?



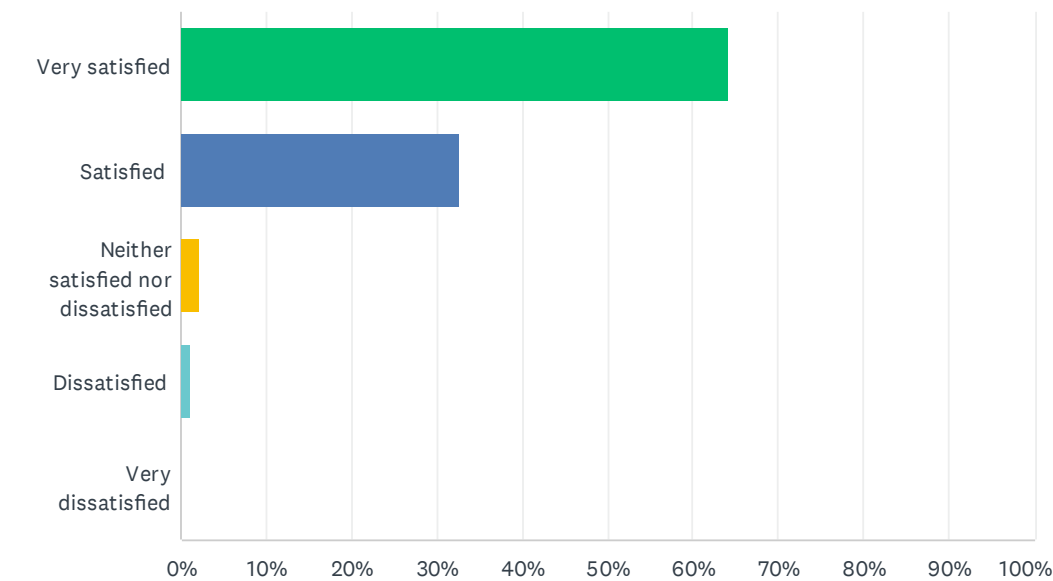
Finally, respondents are asked to provide information for the NNMC Alumni Association. A total of 67 graduates provided contact information. Student geographical distribution is as follows:



Appendix A contains the results of each survey question. The individual comments are shared with Academic Chairs and Directors separately.

Q1 Please rate your satisfaction with the quality of instruction in your major

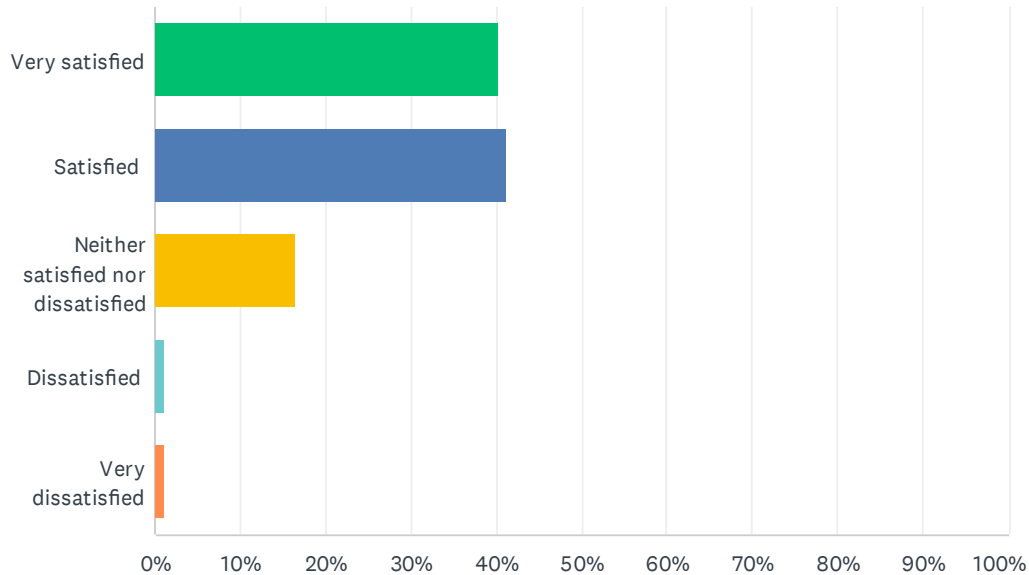
Answered: 98 Skipped: 0



ANSWER CHOICES	RESPONSES	
Very satisfied	64.29%	63
Satisfied	32.65%	32
Neither satisfied nor dissatisfied	2.04%	2
Dissatisfied	1.02%	1
Very dissatisfied	0.00%	0
TOTAL		98

Q2 Please rate your satisfaction with NNMC quality of instruction OUTSIDE of your major

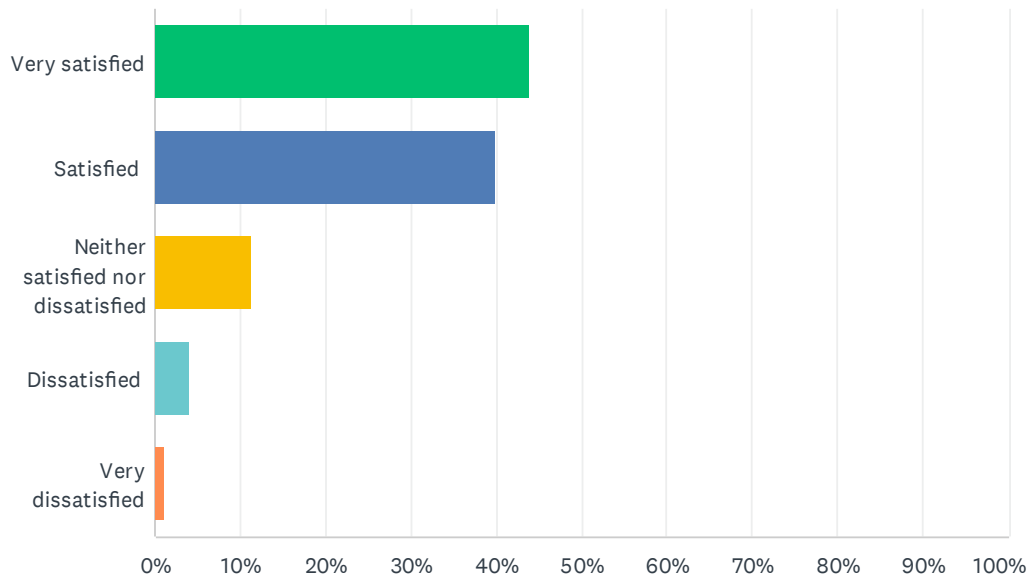
Answered: 97 Skipped: 1



ANSWER CHOICES	RESPONSES	
Very satisfied	40.21%	39
Satisfied	41.24%	40
Neither satisfied nor dissatisfied	16.49%	16
Dissatisfied	1.03%	1
Very dissatisfied	1.03%	1
TOTAL		97

Q3 Please rate your satisfaction with NNMC quality of academic advising

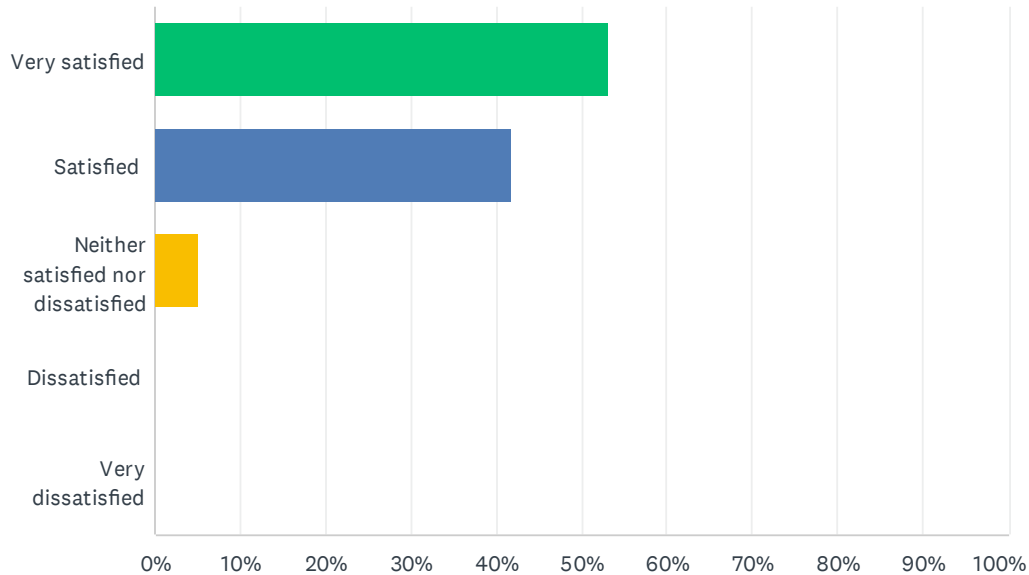
Answered: 98 Skipped: 0



ANSWER CHOICES	RESPONSES	
Very satisfied	43.88%	43
Satisfied	39.80%	39
Neither satisfied nor dissatisfied	11.22%	11
Dissatisfied	4.08%	4
Very dissatisfied	1.02%	1
TOTAL		98

Q4 Please rate your satisfaction with NNMC quality of intellectual challenge of your program.

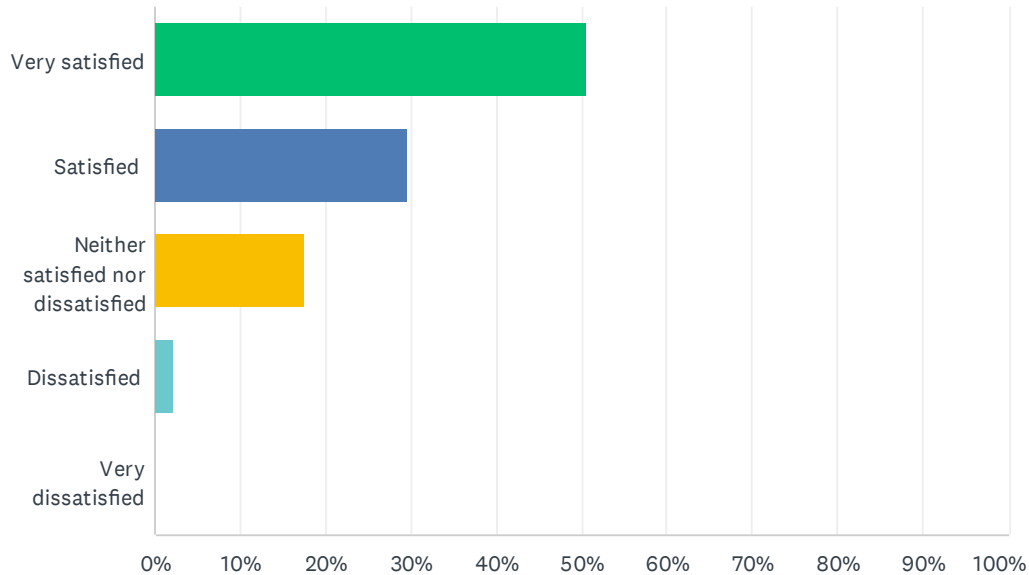
Answered: 98 Skipped: 0



ANSWER CHOICES	RESPONSES	
Very satisfied	53.06%	52
Satisfied	41.84%	41
Neither satisfied nor dissatisfied	5.10%	5
Dissatisfied	0.00%	0
Very dissatisfied	0.00%	0
TOTAL		98

Q5 Please rate your satisfaction with adequacy of financial assistance (\$) you received

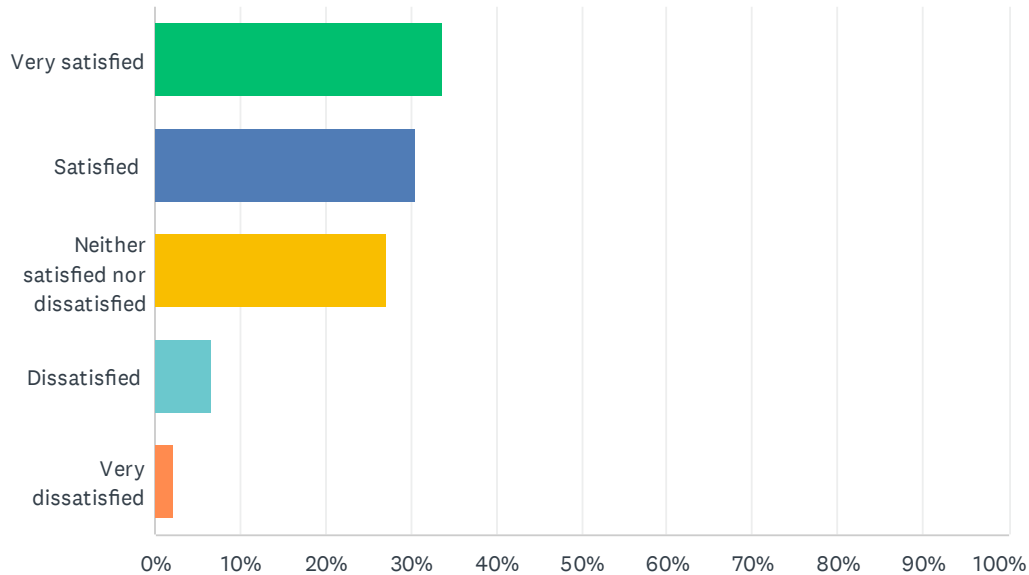
Answered: 91 Skipped: 7



ANSWER CHOICES	RESPONSES	
Very satisfied	50.55%	46
Satisfied	29.67%	27
Neither satisfied nor dissatisfied	17.58%	16
Dissatisfied	2.20%	2
Very dissatisfied	0.00%	0
TOTAL		91

Q6 Please rate your satisfaction with the quality of career counseling and advising you received

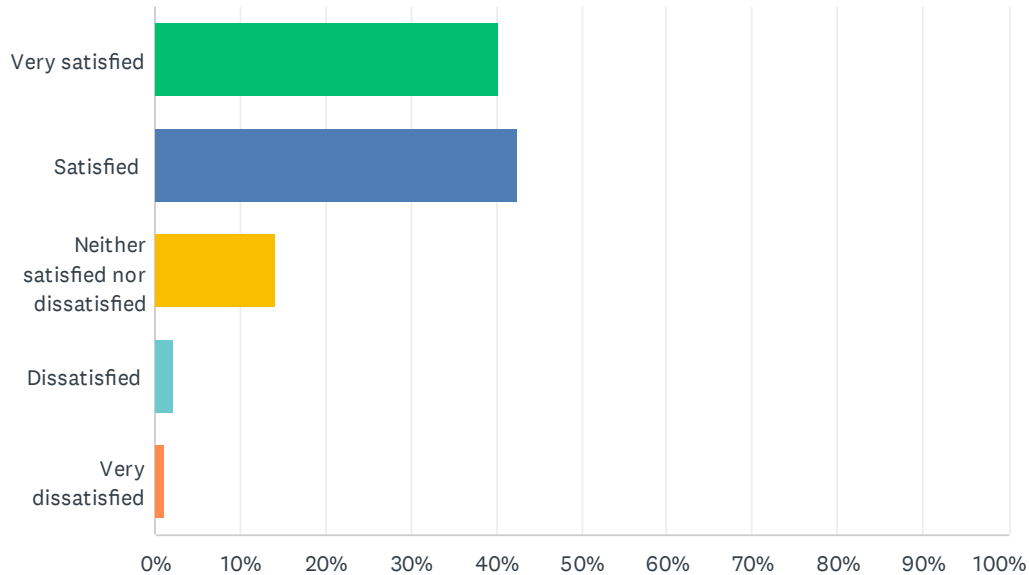
Answered: 92 Skipped: 6



ANSWER CHOICES	RESPONSES	
Very satisfied	33.70%	31
Satisfied	30.43%	28
Neither satisfied nor dissatisfied	27.17%	25
Dissatisfied	6.52%	6
Very dissatisfied	2.17%	2
TOTAL		92

Q7 Please rate your satisfaction with the contact with faculty outside of class that you received

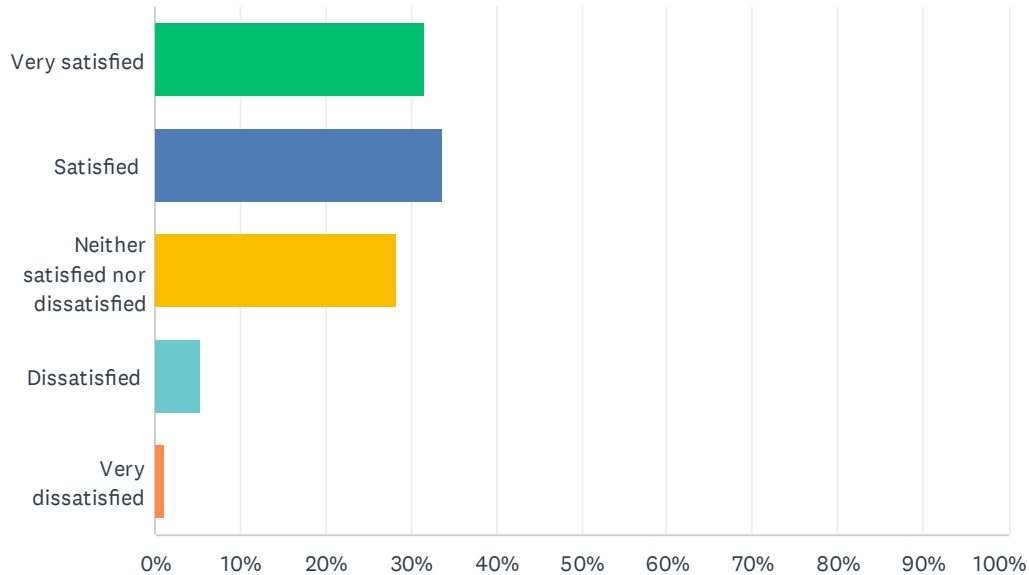
Answered: 92 Skipped: 6



ANSWER CHOICES	RESPONSES	
Very satisfied	40.22%	37
Satisfied	42.39%	39
Neither satisfied nor dissatisfied	14.13%	13
Dissatisfied	2.17%	2
Very dissatisfied	1.09%	1
TOTAL		92

Q8 Please rate your satisfaction with the adequacy of laboratories and equipment

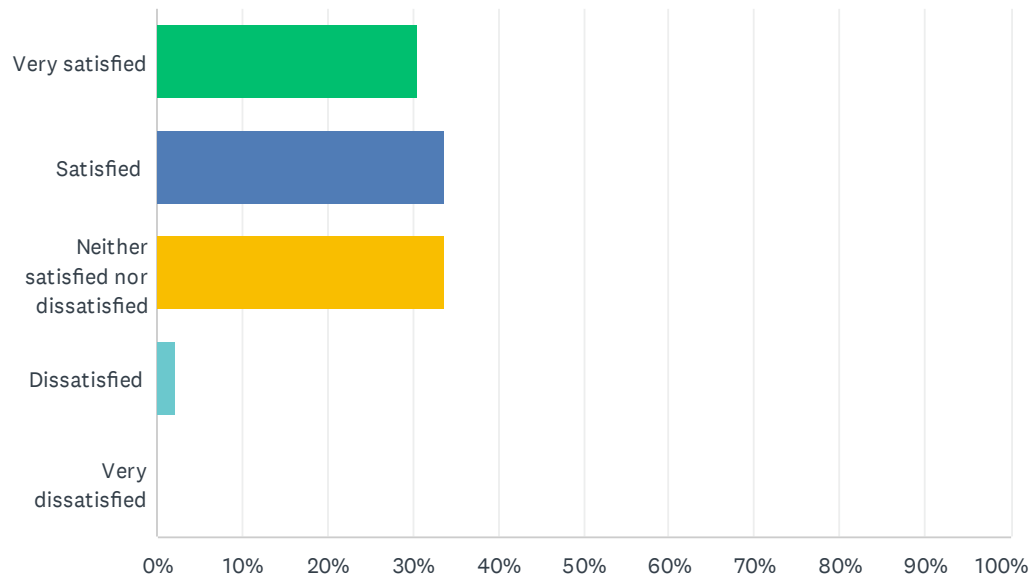
Answered: 92 Skipped: 6



ANSWER CHOICES	RESPONSES	
Very satisfied	31.52%	29
Satisfied	33.70%	31
Neither satisfied nor dissatisfied	28.26%	26
Dissatisfied	5.43%	5
Very dissatisfied	1.09%	1
TOTAL		92

Q9 Please rate your satisfaction with the adequacy of the library services

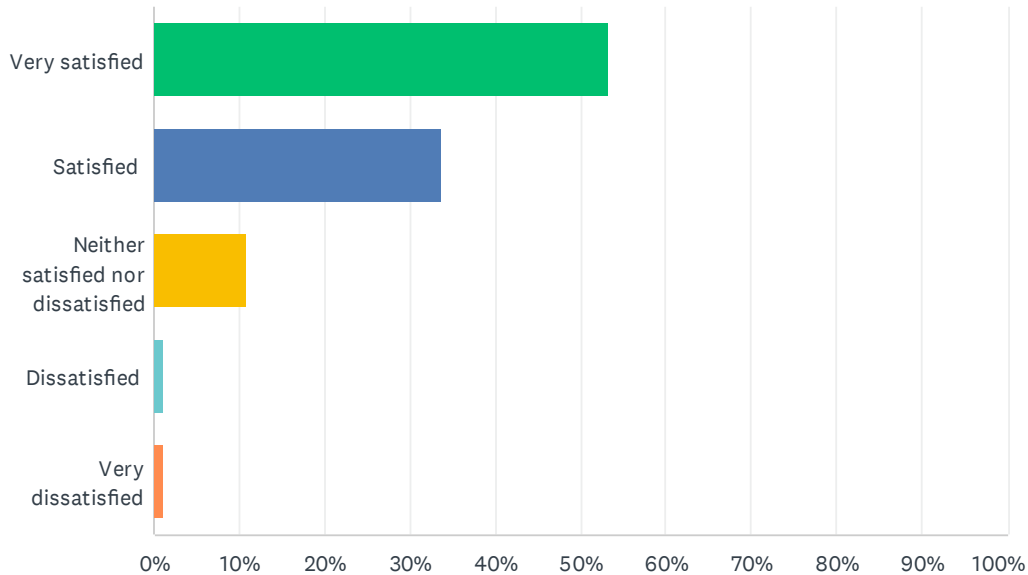
Answered: 92 Skipped: 6



ANSWER CHOICES	RESPONSES	
Very satisfied	30.43%	28
Satisfied	33.70%	31
Neither satisfied nor dissatisfied	33.70%	31
Dissatisfied	2.17%	2
Very dissatisfied	0.00%	0
TOTAL		92

Q10 Please rate your satisfaction with the adequacy of our online learning support

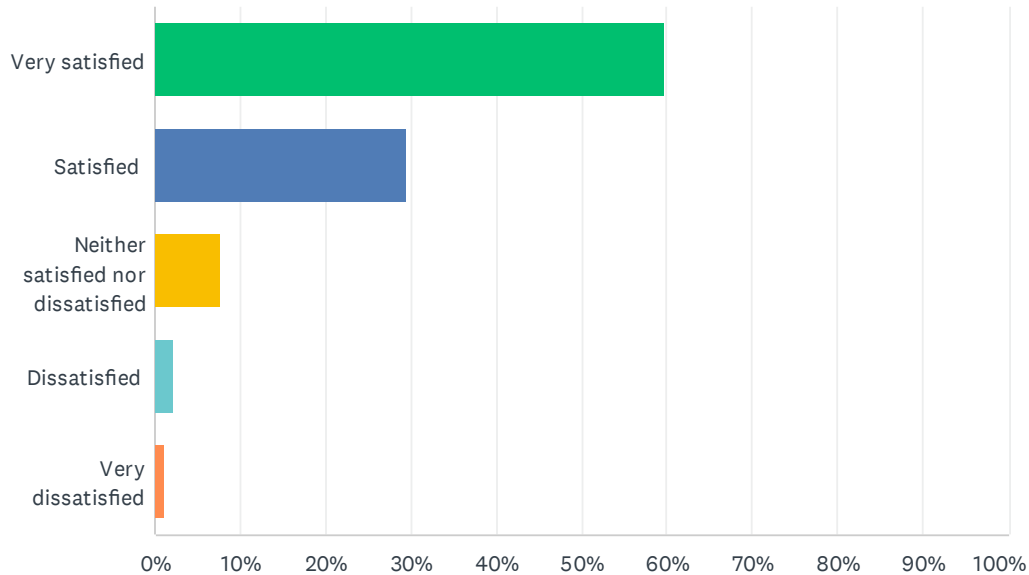
Answered: 92 Skipped: 6



ANSWER CHOICES	RESPONSES	
Very satisfied	53.26%	49
Satisfied	33.70%	31
Neither satisfied nor dissatisfied	10.87%	10
Dissatisfied	1.09%	1
Very dissatisfied	1.09%	1
TOTAL		92

Q11 Please rate your satisfaction with Northern regarding the value of your education, relative to cost

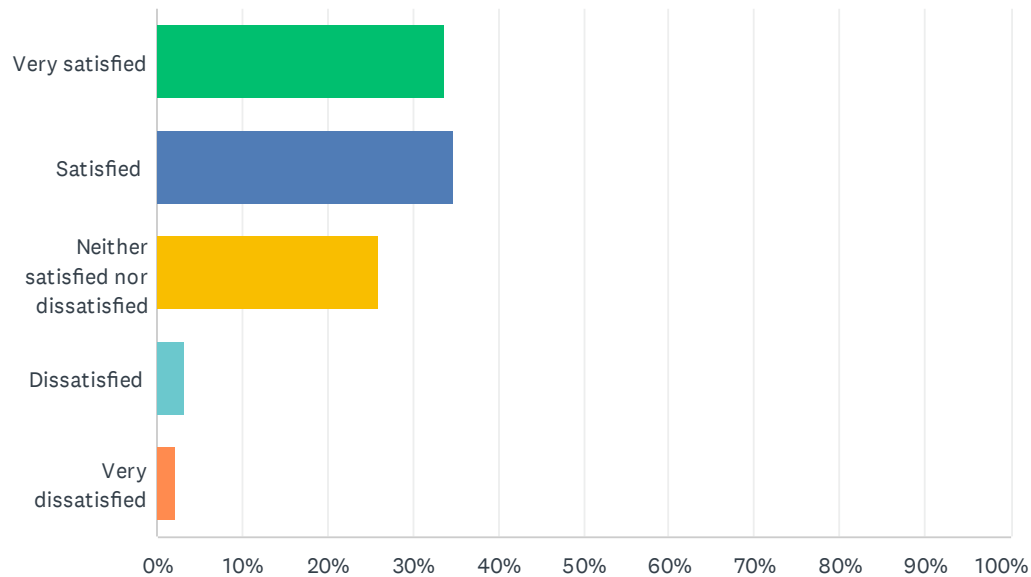
Answered: 92 Skipped: 6



ANSWER CHOICES	RESPONSES	
Very satisfied	59.78%	55
Satisfied	29.35%	27
Neither satisfied nor dissatisfied	7.61%	7
Dissatisfied	2.17%	2
Very dissatisfied	1.09%	1
TOTAL		92

Q12 Please rate your satisfaction with Northern regarding your sense of community on campus

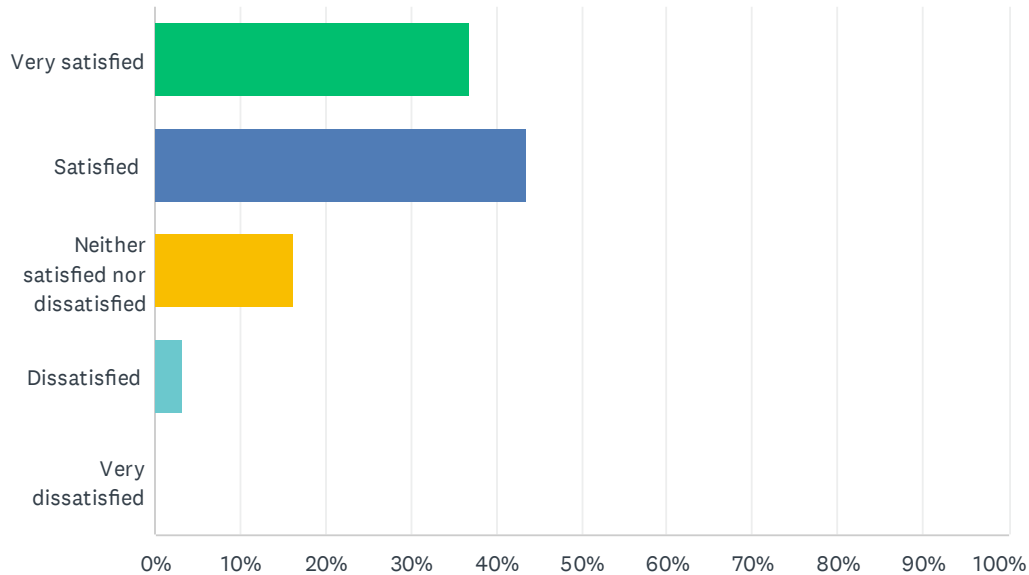
Answered: 92 Skipped: 6



ANSWER CHOICES	RESPONSES	
Very satisfied	33.70%	31
Satisfied	34.78%	32
Neither satisfied nor dissatisfied	26.09%	24
Dissatisfied	3.26%	3
Very dissatisfied	2.17%	2
TOTAL		92

Q13 Please rate your satisfaction with Northern regarding your preparation for the workforce or graduate school

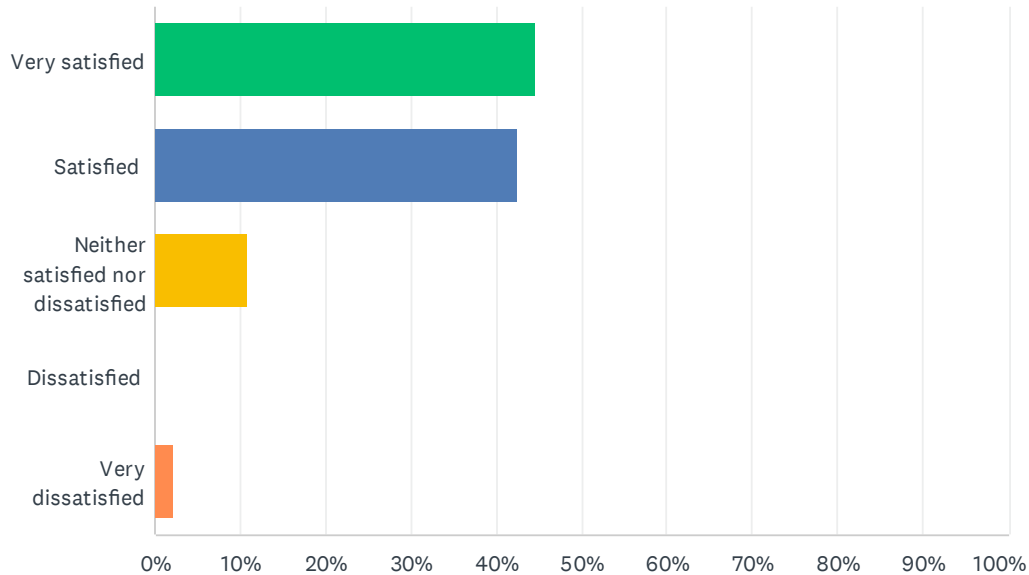
Answered: 92 Skipped: 6



ANSWER CHOICES	RESPONSES	
Very satisfied	36.96%	34
Satisfied	43.48%	40
Neither satisfied nor dissatisfied	16.30%	15
Dissatisfied	3.26%	3
Very dissatisfied	0.00%	0
TOTAL		92

Q14 Please rate your satisfaction with Northern regarding your satisfaction with your college experience

Answered: 92 Skipped: 6



ANSWER CHOICES	RESPONSES	
Very satisfied	44.57%	41
Satisfied	42.39%	39
Neither satisfied nor dissatisfied	10.87%	10
Dissatisfied	0.00%	0
Very dissatisfied	2.17%	2
TOTAL		92

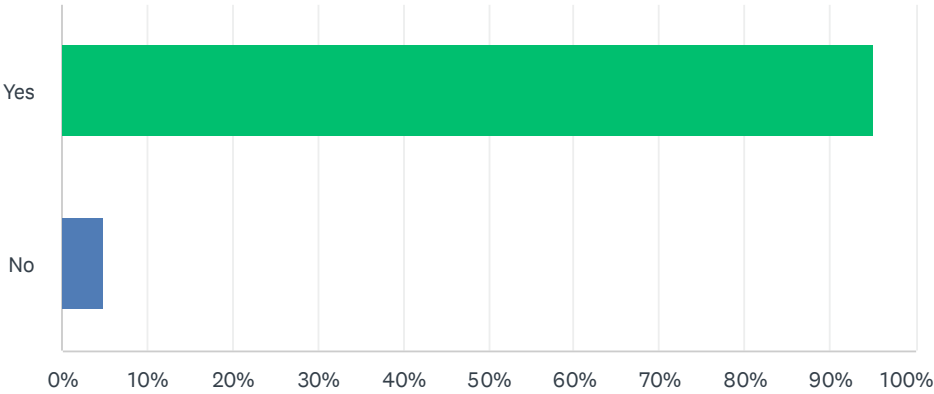
Q15 What award(s) are you receiving?

Answered: 80 Skipped: 18

ANSWER CHOICES	RESPONSES	
Award (certificate, associate, bachelors)	97.50%	78
Major	96.25%	77

Q16 If you had to do it over again, would you attend Northern?

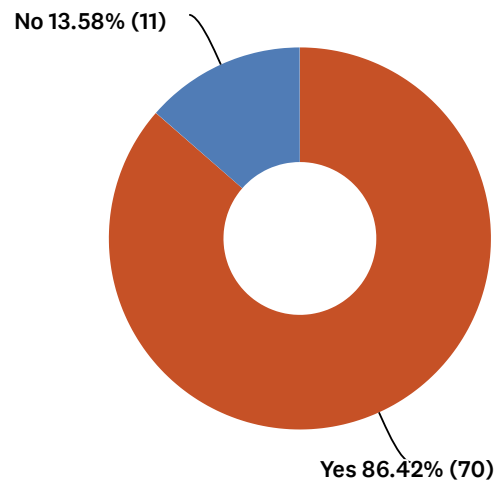
Answered: 83 Skipped: 15



ANSWER CHOICES	RESPONSES	
Yes	95.18%	79
No	4.82%	4
TOTAL		83

Q17 If you had to do it over again, would you choose the same major?

Answered: 81 Skipped: 17



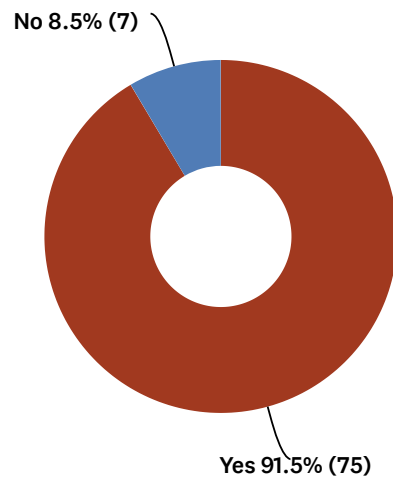
Q18 What's next? Please specify:

Answered: 62 Skipped: 36

ANSWER CHOICES	RESPONSES	
Graduate school (where)	45.16%	28
Seek job (where)	61.29%	38
Already have job in my field (where)	46.77%	29
Teacher K-12 (where)	27.42%	17
Seek job in another field (where)	12.90%	8
Military (branch)	8.06%	5

Q19 Will you be staying in New Mexico after graduation?

Answered: 82 Skipped: 16



Q20 Please comment on any aspect of your collegiate experience that you felt was a particular strength or a particular weakness in the areas of curriculum, instruction, academic support or your overall college experience.

Answered: 35 Skipped: 63

Q21 If you were able to make one significant change in the programs, services or environment for students at this institution, what would it be?

Answered: 33 Skipped: 65

Q22 Contact information for your NNMC Alumni Association

Answered: 67 Skipped: 31

ANSWER CHOICES	RESPONSES	
Name	100.00%	67
Company	0.00%	0
Address	100.00%	67
Address 2	2.99%	2
City/Town	100.00%	67
State/Province	100.00%	67
ZIP/Postal Code	100.00%	67
Country	94.03%	63
Email Address	92.54%	62
Phone Number	98.51%	66